








PSYCHOLOGY CONCENTRATION (A.B.)

COURSE	OLD REQUIREMENTS	NEW REQUIREMENTS
Gateway 	10 (Mind, Brain & Behavior)	None
Foundations 	One of: 700 (Social), 710 (Happiness) 220 (Decision Making) One of: 200 (Cognition), 450 (Brain Dmg) 500 (Perception) One of: 610 (Cog Dev), 620 (Social Dev) 701 (Personality) One of: 100 (Learning) 110 (Animal Behavior)	Five of: 10 (Mind, Brain & Behavior) 100 (Learning) 110 (Animal Behavior) 200 or 220 (Cognition) 400 or 450 (Cog Neuro) 500 (Perception) 610 or 620 (Development) 700 or 710 (Social) 702 (Clinical) 800 (Language & Mind)
Methods 	900 (Statistics) 1900 (Methods) or Lab	900 (Statistics) 1900 (Methods) or Lab
Electives 	Four courses: Programmatic area of study	Four courses: Programmatic area of study
Capstone 	One of: 1970, 1980, Another elective	One of: 1970, 1980, Lab, Seminar

PSYCHOLOGY CONCENTRATION (Sc.B.)

COURSE	OLD REQUIREMENTS	NEW REQUIREMENTS
A.B. Requirements	Old A.B. Requirements (12 courses)	New A.B. Requirements (12 courses)
STEM 	Four additional STEM courses	Five additional STEM , of which: At least 2 must be 1000-level CPSY from Electives, Lab, or Capstone Courses from APMA, BIOL, CHEM, CPSY, CSCI, MATH, NEUR, or PHYS will be considered; must be applicable to a concentration in that department
Additional Courses 	Additional CPSY Lab Course	None